



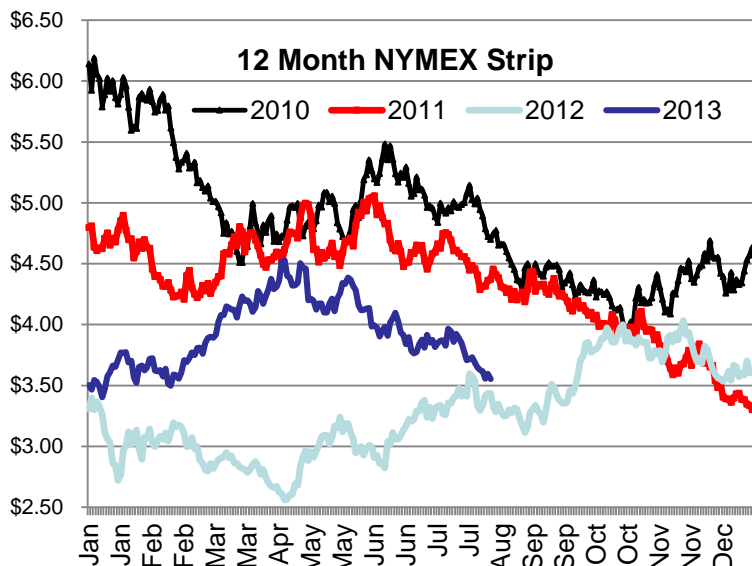
ENERGY LINE

TONY BROWN @ 317.915.0915 or tbrown@team-energy.com

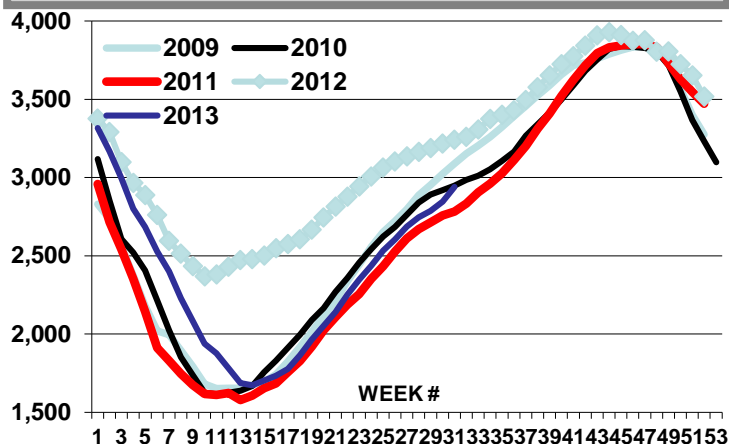
ON THE NYMEX MARKET

September NatGas futures ended the week \$.12 cents lower this week. The 12 month strip is down to \$3.55 and the winter strip dropped to \$3.59. Temperatures east of the Mississippi are expected to be cooler-than-normal over the next 15 days. At some point the utilities will switch back to NatGas from coal. NOAA issued its updated Atlantic hurricane season outlook on August 8th saying the hurricane season is shaping up to be above normal with the possibility that it could be very active. The season has already produced four named storms, with the peak of the season – mid-August through October – yet to come. The conditions in place now are similar to those that have produced many active Atlantic hurricane seasons since 1995, and include above-average Atlantic sea surface temperatures and a stronger rainy season in West Africa, which produces wind patterns that help turn storm systems there into tropical storms and hurricanes. How long do you wait for lower prices?

NYMEX NatGas Strip



Gas Storage History

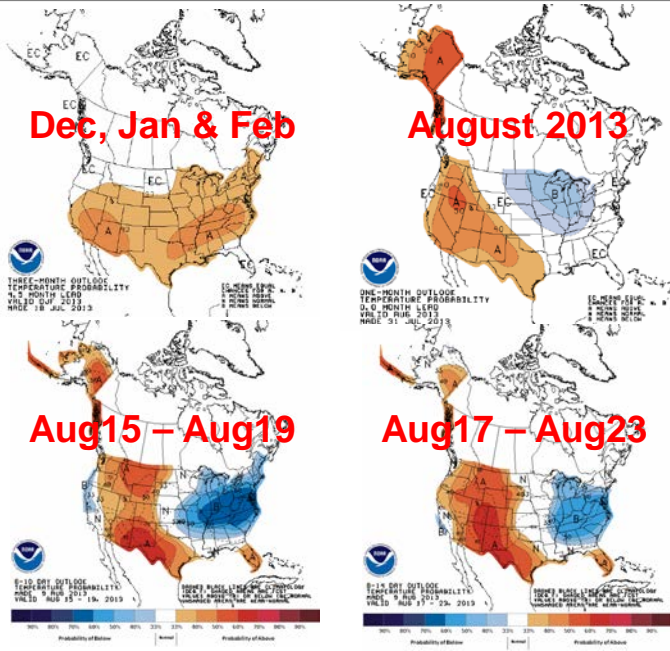


EIA Storage Report for the week of 08/02/13

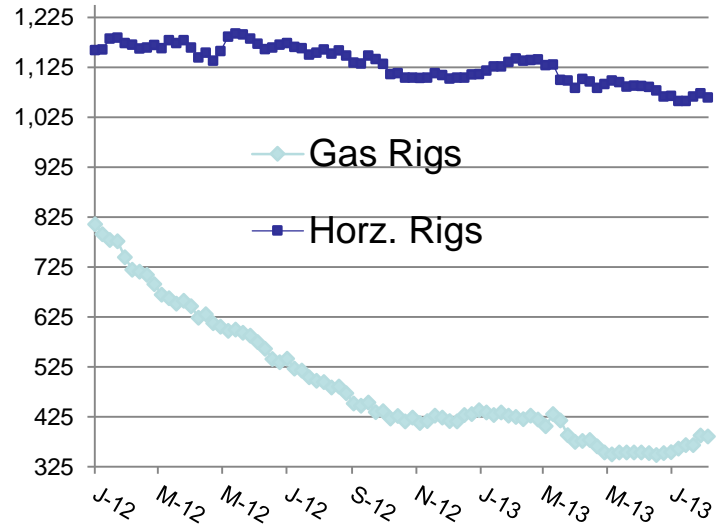
	<u>2013</u>	<u>% Full</u>	<u>2012</u>	<u>2011</u>
Working Gas in Storage	2,941	72%	3,238	2,980

The information shown in this newsletter has been obtained from sources we believe to be reliable but Team Energy, Inc. does not guarantee the accuracy of the information. This information is a resource, but is not a recommendation by Team Energy to purchase or sell natural gas or electricity.

Weather Forecast



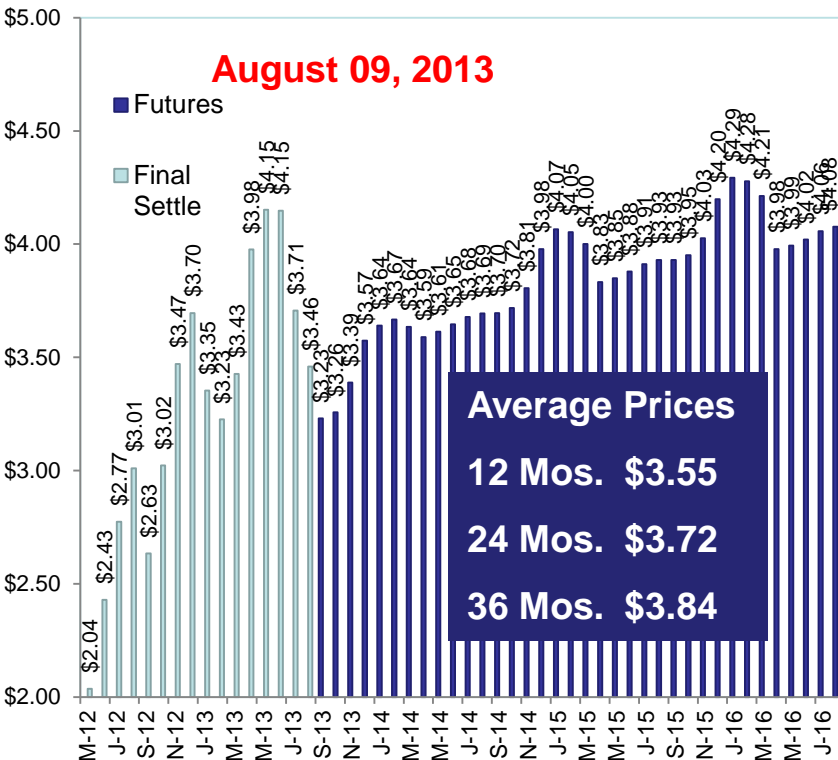
Rig Count



As of 08/09/13, NatGas rigs decreased 2 rigs. and Horizontal rigs decreased 8 rigs.

Horizontal rigs include oil and NatGas rigs.

NYMEX FUTURES



ENERGY FACTS

Figure 76. Electricity generation by fuel, 2011, 2025, and 2040 (billion kilowatthours)

