



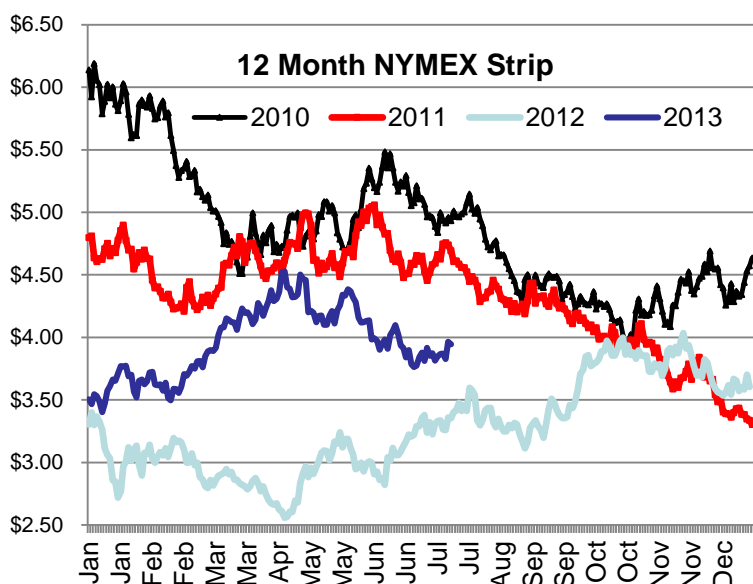
## ENERGY LINE

TONY BROWN @ 317.915.0915 or [tbrown@team-energy.com](mailto:tbrown@team-energy.com)

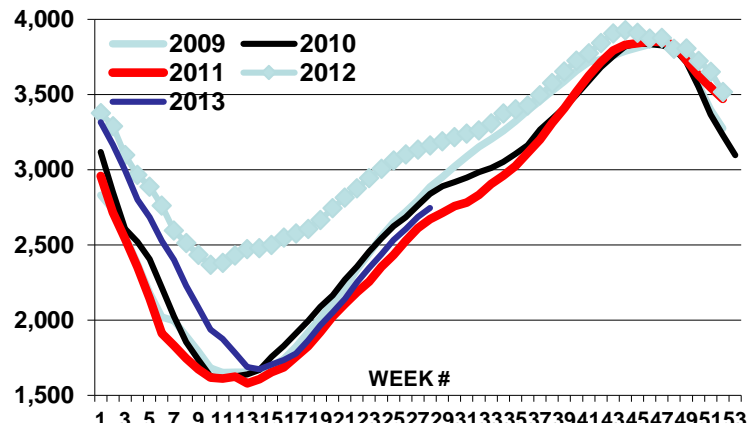
ON  
THE  
NYMEX  
MARKET

August NatGas futures jumped \$.15 last week, primary a result of the EIA storage report on Thursday. The market factored in the hot weather and predicted an injection of 62 bcf, the EIA reported 58 bcf. This ended a 10 week string of injections averaging 91 bcf. The market jump \$.18 on Thursday. The market reaction seemed to be pricing in next week's storage report that will reflect similar weather. We are half way through summer and the long-term forecast call for cooler-than-normal weather. We are currently within one percent of the 5 year average for storage at this time of year. Renewable energy has received significant attention. According to EIA projections (see chart on page 2) coal and NatGas will be the main fuel to generate electric power in 2040. The President and his administration touts "all of the above" approach to our country's energy needs, a pipeline of regulations from the EPA are clearly drafted to discriminate against fossil fuels. The President feels a "moral obligation" to move forward on his war on fossil fuel which exempts him from considering the economic reality.

### NYMEX NatGas Strip



### Gas Storage History

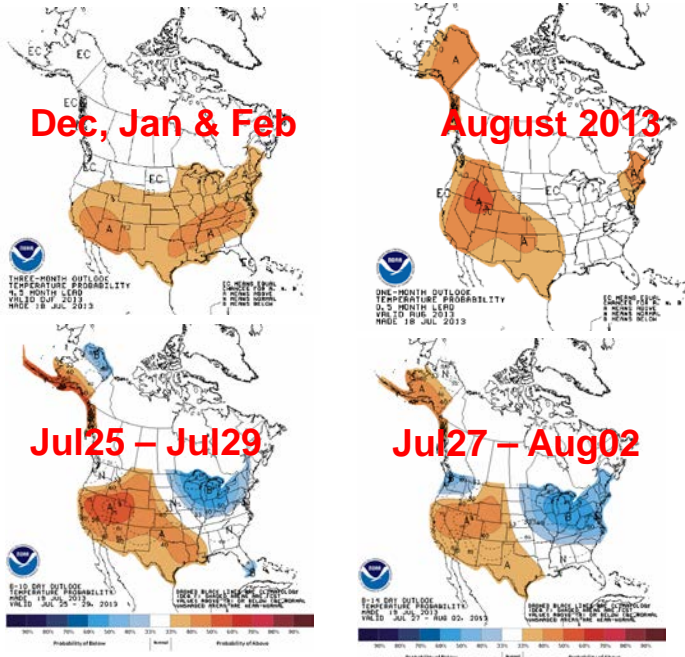


EIA Storage Report for the week of 07/12/13

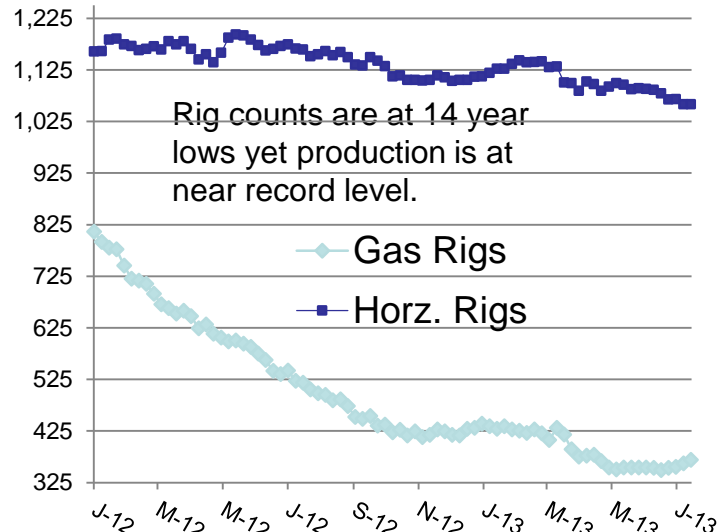
	<u>2013</u>	<u>% Full</u>	<u>2012</u>	<u>2011</u>
Working Gas in Storage	2,745	67%	3,159	2,884

The information shown in this newsletter has been obtained from sources we believe to be reliable but Team Energy, Inc. does not guarantee the accuracy of the information. This information is a resource, but is not a recommendation by Team Energy to purchase or sell natural gas or electricity.

## Weather Forecast



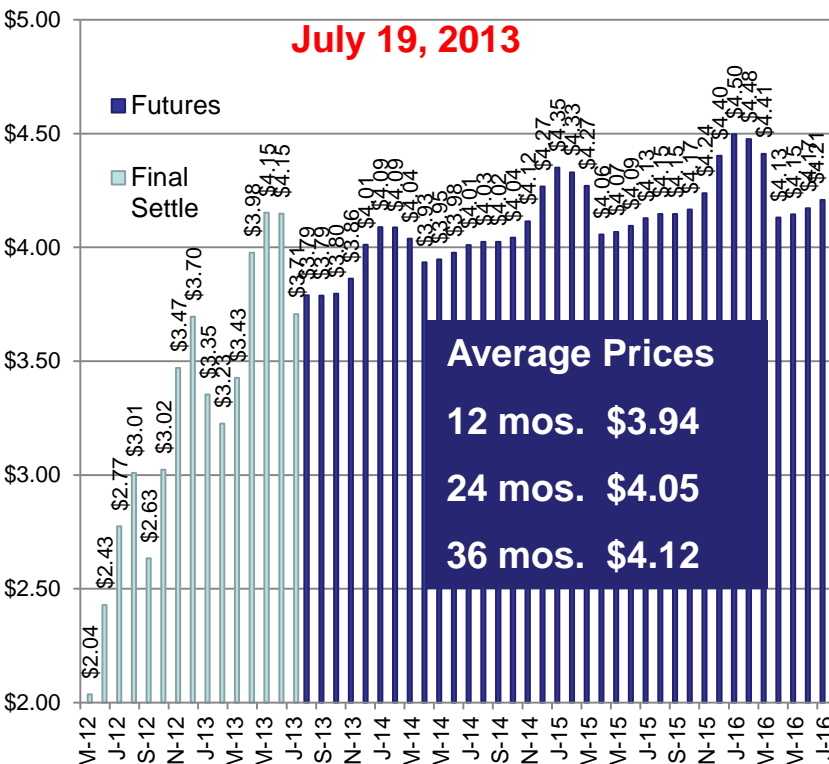
## Rig Count



As of 07/19/13, NatGas rigs increased 7 rigs and Horizontal rigs were flat.

Horizontal rigs include oil and NatGas rigs

## NYMEX FUTURES



## ENERGY FACTS

Figure 76. Electricity generation by fuel, 2011, 2025, and 2040 (billion kilowatthours)

